

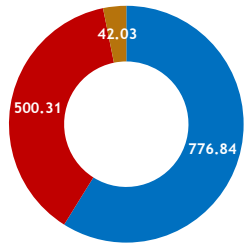
# BCELP Utility Bill Comparison: Cy 2018 Ytd 2018

## kWh Usage: 8,409

local competitor CY 2018 YTD bill:

**\$1,319**

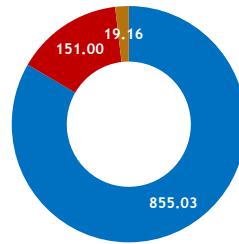
- energy charges
- system access charges
- surcharges



BCELP CY 2018 YTD bill:

**\$1,025**

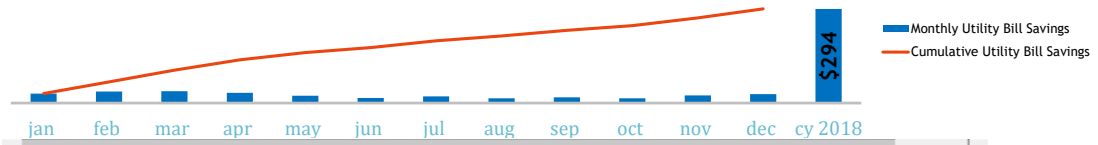
- energy charges
- system access charges
- surcharges



CY 2018 YTD utility bill savings:

**\$294**  
**22%**

### Utility Bill Savings



### Utility Bill Savings

	JAN	FEB	MAR	APR	MAY	JUN	JUL	AUG	SEP	OCT	NOV	DEC	CY 2018
Monthly Utility Bill Savings	29.59	36.19	36.87	32.14	22.72	15.80	20.97	15.12	17.84	14.69	23.86	28.20	293.99
Cumulative Utility Bill Savings	29.59	65.78	102.65	134.79	157.51	173.31	194.28	209.40	227.24	241.93	265.79	293.99	
kWh Consumption	765	821	827	767	681	566	666	560	578	553	801	824	8,409
Percent Savings	24%	28%	28%	27%	21%	17%	20%	18%	20%	17%	20%	22%	22%

LOCAL COMPETITOR	JAN	FEB	MAR	APR	MAY	JUN	JUL	AUG	SEP	OCT	NOV	DEC	CY 2018	% of Bill	Current Bill
<b>Energy Charges</b>	70.59	76.44	75.93	70.54	64.96	51.63	63.17	50.17	51.77	49.62	73.20	78.82	776.84	58.9%	776.84
Energy - First 600 kWh	71.82	77.08	75.20	72.50	56.72	53.50	56.72	1.80	54.68	52.32	75.78	77.95	726.07	55.0%	726.07
Energy - Over 600 kWh	0.00	0.00	2.46	0.00	10.31	0.00	8.40	51.18	0.00	0.00	0.00	0.00	72.35	5.5%	72.35
Power Supply Cost Recovery (PSCR)	(1.23)	(0.64)	(1.73)	(1.96)	(2.07)	(1.87)	(1.95)	(2.81)	(2.91)	(2.70)	(2.58)	0.87	(21.58)	-1.6%	(21.58)
<b>System Access Charges</b>	43.12	45.77	46.13	45.58	41.25	35.47	40.50	35.29	36.19	34.93	47.46	48.62	500.31	37.9%	500.31
Customer Charge	7.00	7.00	7.00	7.00	7.00	7.00	7.00	7.00	7.00	7.00	7.00	7.00	84.00	6.4%	84.00
Distribution	36.12	38.77	39.13	38.58	34.25	28.47	33.50	28.29	29.19	27.93	40.46	41.62	416.31	31.6%	416.31
<b>Surcharges</b>	7.86	8.35	8.29	4.09	3.74	3.27	3.67	0.70	0.60	0.60	0.46	0.40	42.03	3.2%	42.03
Low Income Energy Assistance (LIEA) Surcharge	0.93	0.93	0.93	0.93	0.93	0.93	0.93	0.93	0.93	0.93	0.93	0.93	11.16	1.1%	11.16
Energy Optimization Surcharge	2.27	2.43	2.45	2.27	2.02	1.68	1.97	1.66	1.71	1.64	2.37	2.56	25.03	2.4%	25.03
Securitization Charge	0.00	0.00	0.00	0.00	0.00	0.00	0.00	0.00	0.00	0.00	0.00	0.00	0.00	0.0%	0.00
Securitization Tax Charge	0.00	0.00	0.00	0.00	0.00	0.00	0.00	0.00	0.00	0.00	0.00	0.00	0.00	0.0%	0.00
Power Plant Securitization	0.89	0.95	0.96	0.89	0.79	0.66	0.77	0.65	0.67	0.63	0.92	0.94	9.72	0.9%	9.72
Power Plant Bill Credit & Cap Tax Reform Credit	0.00	0.00	0.00	0.00	0.00	0.00	0.00	(2.54)	(2.71)	(2.60)	(3.76)	(4.03)	(15.64)	-1.5%	(15.64)
U-17624 Generation Maint	0.00	0.00	0.00	0.00	0.00	0.00	0.00	0.00	0.00	0.00	0.00	0.00	0.00	0.0%	0.00
Electric Interim Surcharge	3.77	4.04	3.95	0.00	0.00	0.00	0.00	0.00	0.00	0.00	0.00	0.00	11.76	1.1%	11.76
Other Surcharges *	0.00	0.00	0.00	0.00	0.00	0.00	0.00	0.00	0.00	0.00	0.00	0.00	0.00	0.0%	0.00
<b>TOTAL LOCAL COMPETITOR BILL</b>	<b>121.57</b>	<b>130.56</b>	<b>130.35</b>	<b>120.21</b>	<b>109.95</b>	<b>90.37</b>	<b>107.34</b>	<b>86.16</b>	<b>88.56</b>	<b>85.15</b>	<b>121.12</b>	<b>127.84</b>	<b>1,319.18</b>	<b>100.0%</b>	<b>1,319.18</b>

BCELP	JAN	FEB	MAR	APR	MAY	JUN	JUL	AUG	SEP	OCT	NOV	DEC	CY 2018	% of Bill	Current Bill
<b>Energy Charges</b>	78.57	80.91	80.02	74.66	73.90	61.35	73.06	55.83	55.48	55.25	81.82	84.18	855.03	83.4%	855.03
Energy - First 20 kWh/Day	77.88	83.58	84.19	78.08	66.00	62.26	70.40	57.06	57.19	56.35	81.62	83.97	858.58	83.7%	858.58
Energy - Over 20 kWh/Day	0.00	0.00	0.00	0.00	10.12	0.00	3.25	0.00	0.00	0.00	0.00	0.00	13.37	1.3%	13.37
Power Supply Cost Recovery (PSCR)	0.69	(2.67)	(4.17)	(3.42)	(2.22)	(0.91)	(0.59)	(1.23)	(1.71)	(1.10)	0.20	0.21	(16.92)	-1.7%	(16.92)
<b>System Access Charges</b>	11.75	11.75	11.75	11.75	11.75	11.75	11.75	13.75	13.75	13.75	13.75	13.75	151.00	14.7%	151.00
Customer Charge	11.75	11.75	11.75	11.75	11.75	11.75	11.75	13.75	13.75	13.75	13.75	13.75	151.00	14.7%	151.00
<b>Surcharges</b>	1.66	1.71	1.71	1.66	1.58	1.47	1.56	1.46	1.49	1.46	1.69	1.71	19.16	1.9%	19.16
Energy Optimization Surcharge	0.63	0.68	0.68	0.63	0.56	0.47	0.55	0.46	0.49	0.46	0.66	0.68	6.95	0.7%	6.95
Energy Optimization Low Income Adder	0.10	0.10	0.10	0.10	0.09	0.07	0.08	0.07	0.07	0.10	0.10	0.10	1.05	0.1%	1.05
Low Income Energy Assistance (LIEA) Surcharge	0.93	0.93	0.93	0.93	0.93	0.93	0.93	0.93	0.93	0.93	0.93	0.93	11.16	1.1%	11.16
<b>TOTAL BCELP BILL</b>	<b>91.98</b>	<b>94.37</b>	<b>93.48</b>	<b>88.07</b>	<b>87.23</b>	<b>74.57</b>	<b>86.37</b>	<b>71.04</b>	<b>70.72</b>	<b>70.46</b>	<b>97.26</b>	<b>99.64</b>	<b>1,025.19</b>	<b>100.0%</b>	<b>1,025.19</b>